



# COSMETICS

product catalogue 2021



**VET  
EXPERT**

BASED ON EVIDENCE



## VetExpert has promoted animal health and wellbeing since 2008.

Our mission is to support global veterinary professionals and pet parents in their daily decisions concerning pet care measures and therapies so every animal can look, feel and perform at its best.

Our products are now chosen by vets, breeders and pet owners in more than 20 countries. In Poland, VetExpert ranks as the most trusted brand among veterinary doctors. High quality and effectiveness of our products have been numerously acknowledged and awarded. The concept "VetExpert. Based on evidence" guarantees visible results supported by scientific evidence.

No other brand offers such a broad range of specialist products

---



supplements for companion animals



rapid diagnostic tests for dogs, cats and livestock



innovative cosmetic line



unique hygienic products



veterinary diets and maintenance pet food



compound feeds for farm animals



We meet the most stringent production quality requirements. Our products are manufactured exclusively in plants with the highest pharmaceutical quality certificate, GMP (Good Manufacturing Practice), and the process conforms to the same standards as those applied in the production of human medication. All production stages are strictly controlled and supervised.



Product compositions are designed in cooperation with veterinary doctors and scientists.

## Our products are based on innovative ideas and solutions.

- the first veterinary product chelating phosphorus with added vitamin D
- the first veterinary product inhibiting prolactin secretion by means of blocking dopamine receptors in the brain
- the first veterinary hepato-protective product based on the combination of phospholipids and ornithine
- the first veterinary product containing heme iron
- the first veterinary product with bidirectional action containing the extracts from avocado, soya and *Harpagophytum procumbens*
- the first veterinary product with bidirectional immunomodulating action containing beta-glucan and HMB
- unique Twist-off capsule formula – regarded as the most friendly of supplementation



## The benefits of using Twist off capsules

- ① **EXCELLENT PALATABILITY** – all capsules are evaluated with regards to their taste; CAPSULE = TASTY TREAT.
- ② **EASY ADMINISTRATION** – capsule contents may be squeezed into the oral cavity, into food, onto the paw or administered as a whole.

Thank you for trusting us.  
We are constantly working on new innovations.





## Table of contents

---

	Shampoos 6-11	<ul style="list-style-type: none"><li>• Specialist Shampoo 8</li><li>• Benzoic Shampoo 8</li><li>• Antiseborrhoeic Shampoo 8</li><li>• Beauty &amp; Care Shampoo 9</li><li>• Hypoallergenic Shampoo 9</li><li>• Puppy/Kitten Shampoo 9</li><li>• Repair Shampoo 10</li><li>• Twisted Hair Shampoo 10</li><li>• White Shampoo 11</li><li>• Black Shampoo 11</li><li>• Oticurant 12</li><li>• Otiflush Ear Solution 13</li><li>• Otihelp Ear Lotion 13</li></ul>
	Ear care 12-13	<ul style="list-style-type: none"><li>• Paw Protection 13</li></ul>
	Eye care 14	<ul style="list-style-type: none"><li>• Ear Cleanser 14</li><li>• Eye Cleanser 14</li></ul>
	Paw protection 13	<ul style="list-style-type: none"><li>• Chlorhexidine Spray 15</li><li>• Hot Spot 15</li><li>• Moisturizing Spray 15</li><li>• AluHeal 17</li><li>• Healing Gel 17</li><li>• Stomaferin Ultra 17</li></ul>
	Skin problems 15-17	<ul style="list-style-type: none"><li>• Odor Solution Concentrate Laundry 18</li><li>• Odor Solution Concentrate Kennel 18</li><li>• Odor Solution Fresh Scent Spray 18</li><li>• Odor Solution Soaker Cat Odor Eliminator 19</li><li>• Odor Solution Soaker Dog Odor Eliminator 19</li><li>• Animal Odor Eliminator 19</li></ul>
	Odor management 18-19	



# PICK AN EFFECTIVE SOLUTION FOR THE TREATMENT AND DAILY CARE OF THE SKIN AND COAT OF YOUR PATIENTS

A PROFESSIONAL SHAMPOO RANGE  
FROM VETEXPERT.

## WHY IS ACTION NEEDED?

Shampoo therapy is the basic treatment for various skin conditions. A high-quality shampoo should not only seek to moisturize and regenerate the skin but, above all, contain active therapeutic agents, such as benzoyl peroxide, chlorhexidine or ketoconazole.

## CHLORHEXIDINE

has excellent antiseptic properties and effectively eliminates most bacterial and yeast skin infections in dogs. It is not absorbed by skin but stays on the surface.

## BENZOYL PEROXIDE

supports the treatment of skin disorders in animals. The substance lowers the pH of the skin, thus inhibiting the growth of bacteria and some fungi, kills microbial cells, shows strong antibacterial properties, promotes regeneration, regulates the function of sebaceous glands, and thoroughly cleanses hair follicles, which is why it is recommended in conditions such as mange, comedos, acne, and sebaceous adenitis.

## KETOCONAZOLE

is an antifungal agent with a broad spectrum of activity against dermatophytes, yeasts, and polymorphic fungi. It alleviates itching and reduces the severity of lesions associated with various inflammatory skin diseases.



## INDICATIONS

---

### ANTISEBORRHOEIC SHAMPOO

recommended for dry and oily seborrhea

### BEAUTY & CARE SHAMPOO

a delicate daily care shampoo

### PUPPY SHAMPOO

a delicate shampoo for puppies and kittens

### HYPOALLERGENIC SHAMPOO

recommended for sensitive, irritable, allergy-prone skin

### SPECIALIST SHAMPOO

recommended for malassezia, as well as superficial and deep phlegmons

### BENZOIC SHAMPOO

recommended for mange, folliculitis and keratoseborrheic disorders

## CLINICAL EXAMPLES

---



Folliculitis



Demodexosis



Dry seborrhea



Oily seborrhea



Deep purulent inflammation



Malassezia



Hot Spot



Staph dermatitis



## Specialist Shampoo



### Antibacterial and antifungal shampoo

A dermocosmetic shampoo for skin prone to bacterial and fungal infections, which may be used to support the treatment of skin diseases caused by bacteria and fungi.

#### Packaging

250 ml  
Display 20 x 15 ml sachets

#### How to use

Rinse the coat with lukewarm water, apply the shampoo (small dogs with short hair - c. 2 ml, large dogs with long hair - c. 30 ml; a tablespoon is equivalent to 10 ml), create foam, and massage the skin gently for around 5 minutes. Make sure to keep the product out of eyes and ears, then rinse off thoroughly. Repeat if necessary.

#### Action

The active ingredients cleanse the skin and coat and help them maintain their normal pH. Mild foaming agents and carefully selected substances improve the quality of coat and speed up its regeneration. The additional presence of chlorhexidine and ketoconazole ensures high effectiveness in the treatment of bacterial and fungal skin infections.



## Benzoic Shampoo



### Benzoyl-based shampoo

A dermocosmetic shampoo for animals with oily skin, folliculitis, or mange.

#### Packaging

250 ml  
Display 20 x 15 ml sachets

#### How to use

Rinse the coat with lukewarm water, apply the shampoo (small dogs with short hair - c. 2 ml, large dogs with long hair - c. 30 ml; a tablespoon is equivalent to 10 ml), create foam, and massage the skin gently for around 5 minutes. Make sure to keep the product out of eyes and ears, then rinse off thoroughly. Repeat if necessary.

#### Action

Benzoyl peroxide shows antiseborrheic and antibacterial properties. Glycerin soothes and regenerates the skin, while panthenol promotes regeneration and damage repair.



## Antiseborrheic Shampoo



### Antiseborrheic shampoo

A dermocosmetic shampoo for cats and dogs with seborrhea-prone skin and coat. It can be safely used in growing animals.

#### Packaging

250 ml

#### How to use

Rinse the coat with lukewarm water, apply the shampoo (small dogs with short hair - c. 2 ml, large dogs with long hair - c. 30 ml; a tablespoon is equivalent to 10 ml), create foam, and massage the skin gently for around 5 minutes. Make sure to keep the product out of eyes and ears, then rinse off thoroughly. Repeat if necessary.

#### Action

The active ingredients thoroughly cleanse the skin and coat, enhance hair condition, inhibit excessive exfoliation, regulate the activity of sebaceous glands, soothe irritations, improve the quality of coat, and prevent seborrheic dermatitis. The shampoo also contains substances such as, panthenol, allantoin, octopirox, salicylic acid, zinc sulfate, pyridoxine and other B vitamins.





## Beauty & Care Shampoo

### Daily care shampoo

A dermocosmetic shampoo for animals with sensitive skin prone to irritation, allergy, excessive dryness or intolerant of other shampoos. It can be safely used in growing animals.

#### Action

The shampoo contains very mild surfactants and emollients, as well as a range of softening and moisturizing agents that improve skin elasticity and prevent excessive dryness. Allantoin has keratolytic and regenerating effects that boost the self-cleansing properties of the skin by gently exfoliating dead epidermal cells, while panthenol accelerates regeneration and supports damage repair.

#### Packaging

250 ml

#### How to use

Rinse the coat with lukewarm water, apply the shampoo (small dogs with short hair - c. 2 ml, large dogs with long hair - c. 30 ml; a tablespoon is equivalent to 10 ml), create foam, and massage the skin gently for around 5 minutes. Make sure to keep the product out of eyes and ears, then rinse off thoroughly. Repeat if necessary.



## Hypoallergenic Shampoo

### Hypoallergenic shampoo

A dermocosmetic shampoo with oat proteins, recommended for cats and dogs with sensitive skin, prone to irritation, allergy, dryness, or intolerant to other shampoos. It can be safely used in growing animals.

#### Action

The shampoo contains very mild surfactants and emollients, as well as a range of softening and moisturizing agents. Oat proteins are very easily absorbed by the skin and coat, which ensures that the skin is moisturized and elastic, while the coat is glossy. Allantoin soothes and regenerates, while panthenol accelerates regeneration and supports damage repair.

#### Packaging

250 ml  
Display 20 x 15 ml sachets

#### How to use

Rinse the coat with lukewarm water, apply the shampoo (small dogs with short hair - c. 2 ml, large dogs with long hair - c. 30 ml; a tablespoon is equivalent to 10 ml), create foam, and massage the skin gently for around 5 minutes. Make sure to keep the product out of eyes and ears, then rinse off thoroughly. Repeat if necessary.



## Puppy/Kitten Shampoo

### Shampoo for young animals

A dermocosmetic daily care shampoo for puppies and kittens, based on mild cleansing agents ideal for the delicate and sensitive skin of young animals. The product improves skin elasticity and prevents excessive dryness.

#### Action

Allantoin soothes and regenerates, while panthenol accelerates regeneration and supports damage repair. Oat proteins moisturize the skin and improve its elasticity.

#### Packaging

250 ml

#### How to use

Rinse the coat with lukewarm water, apply the shampoo (small dogs with short hair - c. 2 ml, large dogs with long hair - c. 30 ml; a tablespoon is equivalent to 10 ml), create foam, and massage the skin gently for around 5 minutes. Make sure to keep the product out of eyes and ears, then rinse off thoroughly. Repeat if necessary.



## Repair Shampoo



### Regenerating Shampoo

Specialised regenerating shampoo for dogs and cats. It contains very mild surfactants and soothing substances and a number of substances with a softening, moisturizing, conditioning and strengthening effect.

#### Action

The shampoo contains allantoin with regenerating effect and panthenol, which accelerates regeneration and help to support healing of lesions. Horsetail extract is a source of silicon compounds that strengthen hair and prevent hair loss. Keratin rebuilds the hair structure, strengthens it and nourishes it. As a result, the hair is shiny and smooth.

#### Packaging

250 ml

#### How to use

Wet hair with warm water, apply a small amount of shampoo on the hand, dilute with water if necessary, and apply to the fur, prepared foam, massage for approx. 5 min. Protect the eyes and ears from preparation; rinse carefully. Repeat if necessary.



## Twisted Hair Shampoo



### Easy combing Shampoo

A dermocosmetic shampoo for animals with oily skin, folliculitis, or mange.

#### Action

The shampoo contains soothing allantoin and panthenol, which accelerate regeneration and supports healing of damage. The addition of sweet almond oil has a nourishing effect, gives the hair shine and facilitates combing. Silk proteins restore hair shine. In addition, they have a moisturizing and strengthening effect. Oat extract has a conditioning and moisturizing effect. The formulation is additionally enriched with moisturizing glycerol and lanolin.

#### Packaging

250 ml

#### How to use

Wet hair with warm water, apply a small amount of shampoo on the hand, dilute with water if necessary, and apply to the fur, prepared foam, massage for approx. 5 min. Protect the eyes and ears from preparation; rinse carefully. Repeat if necessary.



## White Shampoo



### Shampoo for bright color of hair

Specialised shampoo for dogs and cats with a bright color of hair. Its formula is based on very mild surfactants, soothing substances and a number of ingredients with softening, moisturizing, conditioning and strengthening effects.

#### Action

The shampoo contains allantoin and panthenol, which accelerate skin regeneration and support healing of lesions. The pearls extract delicately brightens the natural color of the hair and the silk proteins restore their shine. The formulation is enriched with glycerol and lanolin, which additionally moisturize and nourish the skin.

#### Packaging

250 ml

#### How to use

Wet the hair with lukewarm water, apply a small amount of shampoo on your hand, dilute with water if necessary, apply to the fur, make foam and massage for approx. 5 min. Protect pet's eyes and ears during the bath. Rinse thoroughly. Repeat the procedure if necessary.



## Black Shampoo



### Shampoo for dark hairs

Specialised shampoo for dogs and cats with dark hair. The formula is based on very mild surfactants, soothing substances and a number of ingredients with softening, moisturizing, conditioning and strengthening effects.

#### Action

The shampoo contains henna extract used as a natural dye that can bind to the keratin of the hair, therefore it intensifies the dark color of the coat and protects the color thanks to its antioxidative properties. Horse chestnut extract acts synergistically with henna and emphasizes the color of dark hair. The addition of panthenol speeds up skin regeneration and supports healing of lesions. The formulation is additionally enriched with moisturizing glycerin and conditioning ingredients to facilitate combing. The shampoo does not contain any artificial dyes, and its color results only from natural extracts and can vary between batches, which does not affect the application properties of the product.

#### Packaging

250 ml

#### How to use

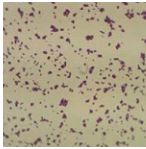
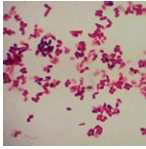
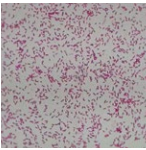
Wet the hair with lukewarm water, apply a small amount of shampoo on your hand, dilute with water if necessary, apply to the fur, make foam and massage for approx. 5 min. Protect pet's eyes and ears during the bath. Rinse thoroughly. Repeat the procedure if necessary.



## DID YOU KNOW THAT...

External otitis is one of the most common complaints that brings pet owners to vet offices today. If used incorrectly, antibiotics and antifungal drugs will not only fail to eliminate the disease, but may even further aggravate the problem

by increasing bacterial resistance and leading to bacillus infections. VetExpert proposes an alternative solution to prevent that from happening.

Cytology Result		VetExpert Product	Use
<b>Cocci</b>		Otihelp Otiflush Oticurant	Rinse the auditory canal with Otiflush; for subsequent daily hygiene, apply Otihelp for a minimum of 7 days or according to your doctor's guidelines. Oticurant can be used in monotherapy or after the prior flushing of the auditory canal with Otiflush.
<b>Malassezia</b>		Otihelp Otiflush Oticurant	
<b>Gram-negative bacilli</b>		Otihelp Otiflush	The presence of Gram-negative bacilli in cytology is a serious complication of external otitis and involves a high risk of increased antibiotic resistance. Rinse the auditory canal with Otiflush and continue using Otihelp daily until you receive a negative swab test result. It is extremely important to eliminate the primary disease.

## Oticurant®



### A powder designed for daily ear hygiene

Oticurant® is ideal for cats and dogs. The product supports the normal physiological condition of the ear, soothes itching, and prevents unpleasant odors. The disagreeable smell is caused by the proliferation of fungi and bacteria, which begin to grow at an uncontrollable rate as a result of the wax and moisture that accumulate in the auditory canal. The metabolic side products of fungi are the source of unpleasant odor. Oticurant® restores the physiological balance by binding the moisture and wax that nourish fungi and bacteria and promote their proliferation. Lactic acid lowers the pH, which makes the environment even less hospitable. Research has also confirmed Oticurant® to have strong absorptive properties, which guarantees optimally clean ears.

#### Packaging

Sachets: 24 items

#### How to use

If Oticurant® is used for the first time, apply the contents of one sachet per ear every day for 5 days, and, subsequently, one sachet per ear once a week as hygiene treatment. Use 1/2 of a sachet per ear for dogs with a body mass below 10 kg and 2 sachets for those weighing more than 40 kg. 24 sachets should be enough for a three-month therapy for dogs between 10 and 40 kg.







## OtiFlush Ear Solution



### An ear flush solution for cats and dogs

#### Action

The optimal pH 5 and chlorhexidine have a proven antifungal and antibacterial effect. OtiFlush can be used for rinsing inflamed ear canals, as monotherapy or in preparation for treatment. The product does not increase bacterial resistance.

#### Packaging

125 ml

#### How to use

Apply a small quantity of the lotion to the external ear canal, gently massage the ear base, remove excess lotion with a cotton swab.



## OtiHelp Ear Lotion



### Ear lotion for cats and dogs

#### Action

The optimal pH 5 and chlorhexidine have a proven antifungal and antibacterial effect. OtiHelp is ideal for maintaining and restoring the normal function of auditory canals. It can be used in bacterial and fungal infections regardless of etiology.

#### Packaging

75 ml

#### How to use

Apply a small quantity of the lotion to the external ear canal, gently massage the ear base, and remove excess lotion with a cotton swab.



## Paw Protection



### Protective paw ointment

A protective paw ointment for cats and dogs with the richest formula currently available in the market and a broad range of applications. Its ingredients create a protective film that soothes the effects of cold, freezing temperatures, and salt. The paw protector also moisturizes and oils the skin, soothes irritations, and accelerates regeneration and damage repair. Linseed oil prevents inflammation, while nanosilver and tea tree oil act as antiseptics. An additional asset of tea tree oil is its bitter taste, which deters pets from licking the skin and the spaces between the toes; this helps counteract the habit of coat licking or chewing.

#### Packaging

75 ml

#### How to use

Apply evenly to paw pads. Repeat if necessary.



## Ear Cleanser



### Ear tonic for cats and dogs

A specialist tonic for the care of the ears of cats and dogs

#### Action

Contains soothing irritations, alanine and panthenol as well as moisturizing ear canal, glycerine, hyaluronic acid, lactic acid and aloe extract. In addition, the formula is enriched in a suitable hygiene of ears - salicylic acid and tea tree oil and mint extract.

#### Packaging

75 ml

#### How to use

Apply a small amount of liquid to the external auditory canal using the applicator. Gently massage the base of the ear, remove excess of the preparation with a swab.



## Eye Cleanser



### Eye tonic for cats and dogs

The specialist eye tonic for the care of the area around the eyes of dogs and cats, struggling with the problems of excessive tearing.

#### Action

The eye tonic is based on physiological saline and contains: hyaluronic acid and lactic acid with a moisturizing effect, bearberry extract rich in arbutin with brightening properties, boric acid and the natural equivalent of triclosan which supporting hygiene around the eyes. The composition is complemented by the equivalent of fructan, which has prebiotic action. The tonic formula is based on neutral pH, thanks to which it does not irritate the delicate eye area. The tonic formula is based on neutral pH, so it does not irritate delicate eye areas. The tonic does not contain any dyes, and its color is due only to the presence of ingredients of natural origin. This does not affect product quality and application properties.

#### Packaging

100 ml

#### How to use

Apply a small amount of the liquid to the cosmetic pad and gently wipe the skin around the eyes. Use once, twice a day. During use, special care should be taken to prevent the preparation from entering the eyes directly.



## Chlorhexidine Spray



### Dermatological NanoSilver Line

A product for local use in cats and dogs as adjuvant treatment in bacterial skin lesions.

#### Packaging

100 ml

#### How to use

Spray evenly on skin lesions from a distance of 15-20 cm.

#### Action

Nanosilver shows strong antibacterial and antiseptic properties, accelerates tissue damage repair and regenerates the skin. Chlorhexidine is a strong antibacterial and bacteriostatic agent. Lanolin and panthenol moisturize and soothe irritations, while the chamomile extract soothes, reduces inflammation, and alleviates itching and stinging.



## Hot Spot Spray



### Dermatological NanoSilver Line

A product for local use in cats and dogs as adjuvant treatment in allergic skin lesions, hot spots, and as a first-line treatment for scratched and chafed skin.

#### Packaging

100 ml

#### How to use

Spray evenly on skin lesions from a distance of 15-20 cm.

#### Action

Nanosilver shows strong antibacterial and antiseptic properties. Tea tree oil is a well-known antiseptic. Aloe vera oil reduces skin inflammation and speeds up damage repair, panthenol moisturizes, soothes irritation, and regenerates the skin, while the chamomile extract soothes, reduces inflammation, and alleviates itching and stinging.



## Moisturizing Spray



### Dermatological NanoSilver Line

A moisturizing and regenerating product for cats and dogs, ideal for the treatment of skin lesions, scars, chafed skin, and slowly healing wounds. A must have in the daily care for dry and atopic skin thanks to its content of urea, known for its moisturizing properties and the ability to keep water in the epidermis. High in betaine and panthenol, the product also soothes irritations.

#### Packaging

100 ml

#### How to use

Spray evenly on skin lesions from a distance of 15-20 cm.

#### Action

Nanosilver shows strong antibacterial and antiseptic properties, speeds up tissue damage repair and helps regenerate the skin. Lactic acid stimulates the production of ceramides, which helps better protect and moisturize the skin; it also regulates cell renewal and removes calloused epidermis.



## CHLORHEXIDINE

### DOGS BACTERIAL SKIN INFECTIONS

Bacterial skin infections belong to the most commonly diagnosed conditions in dogs. Pet owners are rarely aware of the fact that 95% of these disorders develop as a secondary complication of an underlying disease. However, regardless of the primary cause, the doctor will first try to treat the complication.

### BACTERIAL SKIN INFECTION SYMPTOMS

- balding
- redness
- purulent exudates that glue the hairs together
- skin bumps and pustules
- elevated body temperature
- listlessness and apathy

### PRIMARY CONDITIONS THAT LEAD TO BACTERIAL SKIN INFECTIONS INCLUDE

- atopic dermatitis
- allergy to fleas and other insects
- food intolerance
- hormonal disorders
- diabetes
- excessive skin folding

### WHAT TO DO?

Bacterial skin lesions usually require long-term antibiotic therapy, which should last at least three weeks. It is extremely important to rigorously follow the recommended drug use. The therapy can also be supported by the local application of antibacterial products. The advantage of topical treatment is that the product acts directly at the site of inflammation, helping to reduce the bacterial population and remove tissue debris.

## HOT SPOT

### WHAT ARE HOT SPOTS?

Hot spots belong to the most common clinical skin conditions in cats and dogs and involve a sudden, acute bacterial inflammation, which is usually superficial, but may also penetrate into deeper layers of the skin. Hot spots are primarily diagnosed in the summer season in long-haired dogs with a dense coat. The disease tends to recur.

### HOT SPOT SYMPTOMS

- an oozing wound, usually on cheeks and upper parts of limbs
- intense red coloring of the inflammatory site
- hair loss within the wound
- bad smell
- itching

### CAUSES AND PREVENTION

There are many possible causes of hot spots. One of the factors that contributes to the problem is the moisture that accumulates on the surface of skin under a dense coat and causes scalding.

- **Other possible causes may include:**
- allergic reactions to flea bites
- mechanical irritation
- food allergies
- atopic disease and the airborne allergens that cause it

### WHAT TO DO?

The first step in the treatment of hot spots consists in identifying and, if possible, removing their primary cause. It is also important to eliminate itching so as to prevent the dog from further irritating the inflammatory site. Disinfecting the skin with a specialist agent will allow to inhibit the growth of bacteria and fungi. An advantage of local treatment is that the substance acts directly at the site of inflammation. If more serious lesions and infections develop, the dog may need to be put on antibiotics and corticosteroids.

## MOISTURIZING

### CATS AND DOGS SKIN DISORDERS

Skin disorders tend to manifest as skin dryness, hair loss, matte coat, and sometimes dandruff and itching.

### WHY DO WE NEED TO REACT?

Deteriorated skin and coat are not just a cosmetic issue seen with the naked eye, but also a potential threat to the body as a whole. Brittle hair that falls out may impair the hair cover and negatively affect thermal regulation. The itching caused by dry skin, on the other hand, is likely to lead to mechanical chafing and damage the epidermis, opening the way for bacteria and other microorganisms to invade the body. This in turn may cause purulent dermatitis.

### RECOMMENDED

- for all atopic patients
- for excessively dry skin
- after flea allergy dermatitis
- as adjuvant therapy in endocrine conditions (hypothyroidism, Cushing disease)
- as adjuvant therapy in the benzoyl-based shampoo treatment of mange and deep purulent dermatitis
- as adjuvant therapy during/after the antibiotic treatment of skin conditions (that involve itching)

### WHAT TO DO?

The first step consists in identifying and, if possible, removing the primary cause of the problem. It is also important to introduce dietary supplements rich in necessary nutrients responsible for maintaining normal skin and coat condition. Therapy can be supported with the local use of moisturizing and regenerating agents, such as lactic acid, urea, and hyaluronic acid. Lactic acid stimulates the production of ceramides, which ensures that skin is well-moisturized and protected, as well as regulates cellular renewal and removes dead epidermal cells. Because of its moisturizing properties and the ability to keep water in the epidermis, urea is a balm for dry and atopic skin. Hyaluronic acid has the ability to connect collagen fibers and bind water molecules, which helps further moisturizing and nourishing skin.





## AluHeal Spray

### Powder spray after surgical

Gentle spray with aluminum powder intended for skin care after surgical procedures.

#### Action

Thanks to the content of marigold extract and hyaluronic acid supports regeneration of the damaged animal skin while hydrating it with betaine and glycerin present in the product. Silver derivative which is an ingredient of the formulation limits development of bacteria in the site of application and panthenol has a soothing effect.

#### Packaging

200 ml

#### How to use

The product is intended exclusively for use in animals. Shake the container well for about 60 seconds before application. Use in a vertical position. Spray from a distance of 15-20 cm on a dry and clean skin. Leave to dry. Do not apply near animals' eyes and ears.

When the nozzle is blocked, flush it with a stream of hot water.

## Healing Gel

### Cleansing and conditioning wounds

Gel for cleansing and conditioning of various types of wounds in dogs and cats. Preparation for topical use.

#### Packaging

50 ml

#### Action

It is recommended to thoroughly clean the wound before applying the gel. Using a tube, squeeze the gel, apply a thin layer (3-5 mm) directly to the wound. Wash your hands thoroughly before and after use. For external use only.



## Stomaferin

### Preparation for oral mucous membranes

Specialist preparation for topical administration on oral mucous membranes of adult dogs and cats.

#### Packaging

30 ml

#### How to use

Apply the preparation to oral mucous membranes in the angle of mandible (cat) or on its outer or inner surface from a distance of about 1-2 cm from a mucous membrane. Shake before use. Do not use on wounds or injured areas of the mucous membranes. One pump activation delivers 0.2 ml of the preparation Use 2-4 times a day. Do not apply more than a dose delivered by single pump activation in one site.



## Odor Solution Concentrate



### Laundry product for animal odor elimination

An exceptional laundry agent, the only product available in the market to eliminate even the most unpleasant and persistent animal odors. It effectively removes old, strong odors from blankets, towels, aprons, and clothes, and is fit for use alongside a washing powder or liquid. The product lasts for 64 washes.

#### How to use

Remove the cap from the small part of the bottle. Press on the large part of the bottle to measure out the solution. Add the product at the quantity specified below as pre-wash or together with the washing powder or liquid.

- Items with less intense odors: add 1/4 oz. (c. 7.5 ml)
- Items with moderate odors: add 1/2 oz. (c. 15 ml)
- Items with intense odors: add 1 oz. (c. 30 ml)

#### Packaging

950 ml of concentrate, for 64 washes.



## Odor Solution Concentrate



### Kennel odor eliminator

A concentrate that eliminates even the most noisome and persistent animal odors and serves as an efficient additive to cleaning agents, fit for use on large surfaces: floors, walls, cages, runs, and kennels. Very efficient and water soluble.

#### How to use

Remove the cap from the small, sealed part of the bottle. Press the large part of the bottle, closed off with a cork, making the product flow into the measurement chamber.

- Add 7.5 ml per 1 gallon (3.8 liter) of water or cleaning solution
- For high-pressure cleaning, add the product to the detergent at a ratio of 1/2 oz. (c. 15 ml) per 6 gallons (c. 23 l) (1 to 1536 ml).

500 ml of the concentrate yield more than 240 liters of solution.

#### Packaging

500 ml of concentrate, 240 liters of solution.



## Odor Solution Fresh Scent Spray



### A spray that eliminates animal odors

A multi-purpose product with various applications designed to eliminate all unpleasant animal odors in vet clinics, shelters, animal care salons, and at home. The ready-to-use spray serves as a good air freshener for the waiting room or office and is fit for direct use on the sources of bad odor, such as staircases, materials, carpets, walls, or floors.

#### Packaging

650 ml

#### How to use

To achieve a fast and long-lasting effect, apply the product directly to the source of the odor. Use enough spray to completely cover and suffuse the area. For hard surfaces, apply the spray directly to the source of the odor; wipe off or leave to dry.



## Odor Solution Soaker



### Cat odor eliminator

The only available product to completely eliminate even the most persistent cat odors, such as those of urine, feces, and the sexual scent of male cats. It can be used directly on any surface: floors, linoleum, wood, as well as walls, litter box gravel, and other sources of unpleasant odors.

#### Packaging

500 ml

#### How to use

Lift the lid of the applicator, point the bottle at the source of the unpleasant odor, and press. Soak thoroughly if necessary. Wait until dry.



## Odor Solution Soaker



### Dog odor Eliminator

A specialist product that eliminates unpleasant dog odors such as those of urine, feces, vomit, gland secretions, and body smell. It can be applied to the animal or to surfaces such as beds, carpets, cages, and other sources of unpleasant odor.

#### Packaging

500 ml

#### How to use

Lift the lid of the applicator, point the bottle at the source of the unpleasant odor, and press. Soak thoroughly if necessary. Wait until dry.



## Odor Solution Spray



### Animal odor eliminator

A unique product for use in veterinary clinics, grooming salons, and at home that effectively eliminates all animal odors such as those of urine, feces, vomit, necrotic tissue, perianal glands, and the unpleasant body smell, e.g. during dermatitis.

#### How to use

For a fast and long-lasting effect, apply the spray directly to the source of the odor (the animal, dirty area, dog bed, cage, gravel) or any other area. Repeat the application if necessary. The product may be used as an air freshener for fast, but temporary, odor elimination; all you need to do is spray it once or twice into the air.

#### Packaging

250 ml



VETEXPERT.EU

**Distributed By**

T: 033 3321 2371

E: [info@quadrtech.co.uk](mailto:info@quadrtech.co.uk)



**QUADRATECH  
DIAGNOSTICS**